



<div> RAJ OIL MILLS LIMITED</div>							
CIN: L15142MH2001PLC133714 Registered Office Address.: 224-230 BELLASIS ROAD MUMBAI - 400008 Corporate Office Address: 205, Raheja Centre, Free Press Journal Marg, 214, Nariman point, Mumbai – 400021. Email:contact@rajoilmillsltd.com IPhone: 022 -66666988/989 I Website: www.rajoilmillsltd.com							
EXTRACT OF STANDALONE UN-AUDITED FINANCIAL RESULTS FOR THE QUARTER AND HALF YEAR ENDED SEPTEMBER 30,2023							
SR. NO.	PARTICULARS	Quarter Ended			Half Year Ended		Year Ended
		30/09/2023	30/06/2023	30/09/2022	30/09/2023	30/09/2022	31/03/2023
		Un-Audited	Un-Audited	Un-Audited	Un-Audited	Un-Audited	Audited
1.	Total Income From Operations	3230.69	2828.18	3097.68	6058.87	5948.42	14133.98
2.	Net Profit/(Loss) for the period (before tax, Exceptional and /or Extraordinary Items)	23.75	29.74	87.91	53.49	125.74	307.98
3.	Net Profit/(Loss) for the period before tax (after Exceptional and /or Extraordinary Items)	23.75	29.74	87.91	53.49	125.74	307.98
4.	Net Profit / (Loss) for the period after tax (after Exceptional and/or Extraordinary items)	27.71	26.28	89.41	53.99	123.47	242.48
5.	Total Comprehensive Income for the period [Comprising Profit / (Loss) for the period (after tax) and Other Comprehensive Income (after tax)]	27.71	26.28	89.41	53.99	123.47	242.48
6.	Equity Share Capital	1498.87	1498.87	1498.87	1498.87	1498.87	1498.87
7.	Reserves (excluding Revaluation Reserve) as shown in the Audited Balance Sheet of the previous year	(2283.52)	(2311.22)	(2165.00)	(2283.52)	(2165.00)	(2337.51)
8.	Earnings Per Share (of Rs. 10/- each) (for continuing & discontinuing operations)						
	i) Basic	0.18	0.18	0.60	0.36	0.82	1.62
	ii) Diluted	0.18	0.18	0.60	0.36	0.82	1.62
Notes: • The above resultshave been approved, reviewed and recommended by the Audit Committee and approved by the Board of Directorst at its meeting held on Thursday, November 09, 2023. The Statutory Auditors of the Company have carried out a Limited Review of the results and issued an unqualified report. • The above is an extract of the detailed format of Quarterly and half year Financial Results filed with the Stock Exchanges under Regulation 33 of the SEBI (Listing and Other Disclosure Requirements) Regulations, 2015. The full format of the Quarterly and half year financial results are available on the websites of the concerned Stock Exchanges at www.bseindia.com and www.nseindia.com and also on the website of the Company at www.rajoilmillsltd.com. • Figures for the previous quarter / half year has been regrouped and rearranged wherever necessary.							
Place: Mumbai Date: November 09, 2023				For Raj Oil Mills Limited Sd/- Khushbu Bohra Company Secretary & Compliance Officer			

VASWANI INDUSTRIES LIMITED								
CIN:L28939CT2003PLC015964								
Regd. Office :BAHESAR ROAD, NEAR CYCLE PARK, VILL -SONDRA PHASE-II, INDUSTRIAL AREA, SILTARA RAIPUR (C.G.) 493221								
Statement of Standalone Financial Results for the Quarter Ended 30.09.2023								
(Rs. in Lakhs)								
S. NO.	Particulars	For the Quarter Ended			For the Half Year Ended		Year Ended	
		30-Sep-23	30-Jun-23	30-Sep-22	30-Sep-23	30-Sep-22	31-Mar-23	
		(Unaudited)	(Unaudited)	(Unaudited)	(Unaudited)	(Unaudited)	(Audited)	
I	Revenue from operations:	8,711.36	9,354.60	8,663.31	18,065.96	19,057.30	39,185.36	
II	Other Income	40.22	20.00	51.24	60.22	111.50	164.80	
III	Total Income from Operations	8,751.59	9,374.60	8,714.55	18,126.19	19,168.80	39,350.16	
IV	EXPENSES							
	a. Cost of materials consumed	6,436.15	7,508.71	6,797.73	13,944.86	13,920.69	27,777.58	
	b. Cost of traded goods sold	204.67	588.20	867.46	792.87	2,547.30	3,959.87	
	c. Changes in inventories of finished goods	308.78	(618.90)	(430.38)	(310.12)	(232.18)	(188.08)	
	d. Employees benefits expenses	255.94	244.97	234.98	500.91	439.33	926.05	
	e. Finance costs	190.02	204.86	215.07	394.88	419.90	855.07	
	f. Depreciation and amortisation expenses	93.85	92.82	34.65	186.67	183.03	365.98	
	g. Other Expenses	1,143.76	1,025.27	749.94	2,169.03	1,381.54	4,578.92	
	Total expenses (a+b+c+d+e+f+g)	8,633.19	9,045.93	8,469.44	17,679.12	18,659.61	38,275.39	
V	Profit / Loss before exceptional Items & tax	118.40	328.67	245.11	447.07	509.19	1,074.77	
VI	Exceptional Items	-	-	-	-	-	-	
VII	Profit / Loss before and tax	118.40	328.67	245.11	447.07	509.19	1,074.77	
VIII	Tax Expense							
	a) Current Tax	36.18	101.61	57.91	138.41	143.22	355.50	
	b) Deferred Tax	(3.44)	(48.87)	8.41	(52.31)	(11.04)	118.15	
IX	Profit / (Loss) for the period	85.02	275.94	178.79	360.96	377.00	601.13	
X	Other comprehensive Income							
	A. (i) Items that will not be reclassified to profit and loss:	-	-	-	-	-	(19.12)	
	(ii) Income tax relating to items that will not be reclassified to profit or loss	-	-	-	-	-	-	
	B. (i) Items that will be reclassified to profit or loss	-	-	-	-	-	-	
	(II) Income tax relating to items that will be reclassified to profit or loss	-	-	-	-	-	-	
XI	Total Comprehensive Income for the period [Comprising Profit (Loss) and Other comprehensive Income for the period]	85.02	275.94	178.78	360.96	377.00	582.01	
XII	Paid-up Share Capital (par value Rs. 10/- each fully paid up)	3,000.00	3,000.00	3,000.00	3,000.00	3,000.00	3,000.00	
XIII	Earnings per equity share (Par value Rs. 10/- each)							
	i) Basic	0.28	0.92	0.60	1.20	1.26	2.00	
	ii) Diluted	0.28	0.92	0.60	1.20	1.26	2.00	
BY ORDER OF THE BOARD FOR, VASWANI INDUSTRIES LIMITED Sd/- YASHWANT VASWANI Director DIN : 01627408								
Sd/- SATYA NARAYAN GUPTA Director DIN : 09517381								
Place: Raipur Date: 10.11.2023								

AU SMALL FINANCE BANK LIMITED			
INFORMATION NOTICE			
The below mentioned Borrowers & Co-Borrowers are informed to remove their movable assets from the mortgaged property (mentioned in the below table) which is going to be sold by AU Small Finance Bank Ltd. (A Scheduled Commercial Bank) through auction proceeding under SARFAESI Act, 2002, otherwise the movable assets would be transferred to any rented location at their own cost and they will also be liable for any damage caused during the shifting, if it is not removed within 7 days. For other queries contact: Mr. Kuldeep Singh Negi 9552588088 or at nearest branch.			
Loan A/c No.	Name of Borrower/Co-Borrower/ Mortgagee/Guarantor/	Detail of Mortgaged Property	
L9001060115303339	Anand Sitaram Raut S/O Sitaram (Borrower), Sitaram Khandu Raut S/O Khandu (Co-Borrower), Roshani Anand Raut W/O/D/O Ratnakar (Co-Borrower)	Flat No. 104, 1st Floor, B Wing, Bldg No. 13, Gururupura Sa Chsl, Chandivali Farm Road, Near Sangharsh Nagar, Andheri East , Mumbai ,400072 Admeasuring 225 Sq. Ft.	
Date : 10/11/2023 Place : Mumbai		Authorised Officer AU Small Finance Bank Limited	

PUBLIC NOTICE	
Notice is hereby given to the public at large that we, on behalf of our clients, are investigating the right, title and interest of (i) Mr. Irfan Aklim Khan and (ii) Mrs. Shamsia Irfan Khan ("Owners"), having their address at Flat No. 703/704, B Wing, Building No. 3, Sakli Vihar Complex, Andheri East, Mumbai – 400 072, to the property which is more particularly described in the Schedule herunder written ("Premises"). The Owners have represented that as on date there is a mortgage / charge that has been created on the said Premises in favour of HDFC Bank Ltd. Any person/s / entity including any bank or financial institution having any claim against the title of the Owner to the Premises or any part thereof or having any right, title, interest, claim or demand against, in, to or upon the Premises or any part thereof, by way of sale, exchange, inheritance, bequest, succession, agreement, contract, mortgage, easement, gift, lease, sub-lease, tenancy, sub-tenancy, license, lien, charge, trust, or beneficial right/interest under any trust, right of prescription or preemption or under any agreement or other disposition or right of residence, occupation, possession, family arrangement, settlement, maintenance, assignment, Decree or Order of any Court of Law, development rights, partnership, any writing and/or arrangement or otherwise howsoever and /or having possession of the original title document/s in respect of the Premises, by virtue of any of the aforesaid otherwise, are hereby called upon to make the same known in writing, along with documentary evidence, to the undersigned at the address mentioned below and by email, within 14 (fourteen) days from the date hereof, failing which such right, title, benefit, interest, claim and/or demand, if any, will be deemed to have been waived and/or abandoned and no such claim will be deemed to exist. SCHEDULE REFERRED TO HEREINABOVE: Flat bearing No. 1302 admeasuring 59.67 sq. mtrs. carpet area equivalent to 750 sq. ft. carpet area inclusive of balcony / deck on the 13 th floor, "B" Wing in the building known as "Castle Rock" along with 2 (two) covered / mechanised car parking spaces, lying being and situated at Sector X at Hiranandani Gardens, Powai, Mumbai 400076, standing on a land bearing CTS Nos. 20/A (pt) and 22/A (pt) of the Village Powai, Taluka Mulund, District Mumbai Suburban in the registration district and sub-district of Mumbai City and Mumbai Suburban District. Dated this 11th day of November, 2023.	
For M/s. Jani & Parikh Sherman Parikh, Partner Advocates & Solicitors 311, Dalamal Towers, 211, Free Press Journal Road, Nariman Point, Mumbai 400 021. Email: sherman.parikh@jplaw.in	

HARIYANA SHIP BREAKERS LTD											
HARIYANA SHIP-BREAKERS LIMITED											
Registered Office : 156, Maker Chambers VI, 220, Jammalal Bajaj Marg, Nariman Point, Mumbai-400 021. CIN : L61100MH1981PLC024774, Tel. 022-22043211, Fax-22043215 Website : www.hariyanagroup.com, Email id : secretarial.hariyana@gmail.com / ISO Certified (14001:2004/9001:2008/30000:2009)											
STANDALONE AND CONSOLIDATED STATEMENT OF FINANCIAL RESULTS FOR THE QUARTER ENDED SEPTEMBER 30, 2023											
Rs. In Lakhs											
SL No.	Particulars	Standalone				Consolidated					
		Quarter Ended		Half Yearly		Quarter Ended		Half Yearly		Year Ended	
		30-Sep-23	30-Jun-23	30-Sep-22	30-Sep-23	30-Sep-22	31-Mar-23	30-Sep-23	30-Jun-23	30-Sep-22	31-Mar-23
		(Unaudited)	(Unaudited)	(Unaudited)	(Unaudited)	(Unaudited)	(Audited)	(Unaudited)	(Unaudited)	(Unaudited)	(Audited)
1	Total Income From operations	9,084.30	5,646.10	-	14,730.40	738.37	5,407.23	9,084.30	5,646.10	0	14,730.40
2	Net Profit (+)/Loss(-) for the period (before tax, Exceptional and/or Extraordinary items)	614.45	(340.46)	18.87	273.98	13.98	566.76	614.44	(340.46)	17.75	273.98
3	Net Profit (+)/Loss(-) for the period before tax (after Exceptional and/or Extraordinary items)	614.45	(340.46)	18.87	273.98	13.98	566.76	614.44	(340.46)	17.75	273.98
4	Net Profit (+)/Loss(-) for the period after tax (after Exceptional and/or Extraordinary items)	592.21	(347.24)	27.11	244.97	7.56	418.35	592.21	(347.24)	25.98	244.98
5	Total Comprehensive Income for the period [Comprising profit/Loss for the period (after tax) and other Comprehensive Income (after tax)]	592.21	(347.24)	27.11	244.97	7.56	417.32	592.21	(347.24)	25.98	244.98
6	Equity share capital	616.67	616.67	616.67	616.67	616.67	616.67	616.67	616.67	616.67	616.67
7	Reserves (excluding Revaluation Reserve) as shown in the Audited Balance Sheet of the previous year	-	-	-	-	-	13,581.32	-	-	-	-
8	Earning per share (EPS) (Rs) (Face Value : Rs. 10/- per share - Basic and diluted)	9.60	(5.63)	0.44	3.97	0.12	6.78	9.60	(5.63)	0.42	3.97
		9.60	(5.63)	0.44	3.97	0.12	6.78	9.60	(5.63)	0.42	3.97
Notes : 1 The above results were reviewed by the Audit Committee and were thereafter approved by the Board of Directors at their respective meetings held on November 09, 2023. 2 The figures for the quarter ended 30th September, 2023 are the balancing figures between the unaudited figures in respect of the half financial year ending on 30th September and the published figures for the quarter ended on 30th June, 2023 (unaudited) which were subjected to limited review by statutory auditors. 3 These financial results have been prepared in accordance with Indian Accounting Standard (Ind-AS) prescribed under section 133 of the Companies Act 2013 read with rule 3 of the Companies (Indian Accounting Standards) Rules, 2015 and Companies (Indian Accounting Standards) Amendment Rules, 2016 to the extent applicable. 4 "Ind AS 108 establishes standards for the way that public business enterprises report information about operating segments and related disclosures about geographic areas. The company's operations predominantly relate to enhance business performance. Based on the "Management Approach" as defined in Ind AS 108, the Chief Operating Decision Maker (CODM) evaluates the company's performance and allocates resources based on an analysis of various performance indicators by geographic segments. Accordingly, information has been presented on geographic segments. The accounting principles used in the preparation of the financial statements are consistently applied to record revenue and expenditure in individual segments. Business segments of the company are primarily categorized as : Mumbai and Bhavnagar." 5 "The Consolidated Financial Statements are prepared in accordance with principles and procedures as set out in the Indian Accounting Standards ("Ind AS 110") "Consolidated Financial Statements" prescribed under section 113 of the Companies Act, 2013 read with relevant rules issued there under : Consolidated financial statements include financial results of Hariyana Air Products, subsidiary of the company and Goyal Hariyana Realty, Orchid Lakeview Developers, Whitefield Projects, Swastik Developers, associates of the company." 6 The figures for the corresponding previous year have been regrouped/reclassified wherever necessary, to make them comparable.											
For and on behalf of Board of Directors HARIYANA SHIP-BREAKERS LIMITED SD/- SHANTISARUP RENUVAL DIRECTOR DIN : 00040355											
Place : Mumbai Date : November 9, 2023											



TIME TECHNOPLAST LTD.
Bringing Polymers To Life

CIN: L27203DD1989PLC003240
Regd. Office: 101, 1st Floor, Centre Point, Somnath Daman Road, Somnath, Dabhel, Nani Daman, Dadra and Nagar Haveli, Daman and Diu (U.T.) 396 210
Corp. Office: 55, Corporate Avenue, Sakinaka Road, Andheri (E), Mumbai - 400 072 **Website:** www.timechnoplast.com; **Email:** investors@timechnoplast.com

EXTRACT OF UNAUDITED FINANCIAL RESULTS FOR THE QUARTER & HALF YEAR ENDED 30TH SEPTEMBER 2023
(₹ In Lakhs)

S No.	Particulars	Standalone					Consolidated				
		Quarter Ending 30.09.2023	Quarter Ending 30.06.2023	Half Year Ending 30.09.2022	Half Year Ending 30.09.2023	Year Ended 31.03.2023	Quarter Ending 30.09.2023	Quarter Ending 30.06.2023	Half Year Ending 30.09.2022	Half Year Ending 30.09.2023	Year Ended 31.03.2023
		(Unaudited)	(Unaudited)	(Unaudited)	(Unaudited)	(Audited)	(Unaudited)	(Unaudited)	(Unaudited)	(Unaudited)	(Audited)
1	Revenue from operations	62,409	53,662	1,16,845	1,00,853	2,24,250	1,19,421	1,02,399	2,27,353	1,96,846	4,28,944
2	Net Profit for the period after tax	3,462	2,390	6,008	4,090	11,122	7,040	4,983	12,649	9,421	21,904
3	Total Comprehensive Income	3,462	2,390	6,008	4,090	11,121	7,074	5,207	12,693	9,746	22,233
4	Equity Share Capital (Face Value of ₹ 1 each)	2,261	2,261	2,261	2,261	2,261	2,261	2,261	2,261	2,261	2,261
5	Reserves (excluding Revaluation Reserve) as per Audited Balance Sheet of the previous year					1,61,230		-			2,24,437
6	Earnings Per Share (Face Value of ₹ 1 each)										
a	Basic	1.53	1.06	2.66	1.81	4.92	3.11	2.20	5.59	4.17	9.69
b	Diluted	1.52	1.05	2.64	1.80	4.89	3.10	2.20	5.56	4.15	9.64
7	Net Worth excluding Revaluation reserve	1,66,673	1,56,590	1,66,673	1,56,590	1,63,491	2,36,437	2,14,341	2,36,437	2,14,341	2,26,698
8	Outstanding Debt	74,373	71,414	74,373	71,414	74,855	77,621	81,089	77,621	81,089	81,025
9	Debt/Equity Ratio	0.45	0.46	0.45	0.46	0.46	0.33	0.38	0.33	0.38	0.36
10	Debt/Service Coverage Ratio	3.08	1.74	3.42	1.80	2.21	5.48	2.17	4.09	2.42	2.73
11	Interest Service Coverage Ratio	6.34	5.28	5.98	4.97	5.55	6.56	5.58	6.07	5.48	5.52

Notes: The above is an extract of the detailed format of Quarterly financial results filed with the Stock Exchanges under Regulation 33 of the SEBI (Listing Obligations and Other Disclosure Requirements) Regulations, 2015. The full format of the Quarterly Financial Results are available on the stock Exchange websites www.bseindia.com and www.nseindia.com and www.timechnoplast.com

For TIME TECHNOPLAST LIMITED
Bharat Kumar Vagadia
Managing Director (DIN: 00183629)

Place : Mumbai
Date : 10th November 2023


AVI PRODUCTS INDIA LIMITED				
(CIN NO.: L24200MH1989PLC050913)				
Regd Office : 110, Manish Ind Estate No.4, Navghar Road, Vasai (East), Dist : Palghar – 401210				
Email : aviphotocem@gmail.com, Website : www.aviphoto.in Tel : 8591106755, GST: 27AAACA3247Q1ZE,PAN:AAACA3247Q				
UNAUDITED FINANCIAL RESULTS FOR THE QUARTER ENDED 30TH SEPTEMBER, 2023				
Sr. No.	Particular	Rs. In Lakhs Quarter Ended		Year Ended
		30.09.23	30.09.22	31.03.23
1.	Total Income from Operations	126.02	107.05	369.63
2.	Net Profit / (Loss) for the period (before Tax, Exceptional and/or Extraordinary items)	18.08	6.74	27.45
3.	Net Profit / (Loss) for the period before tax (after Exceptional and/or Extraordinary items)	18.08	6.74	27.45
4.	Net Profit / (Loss) for the period after tax (after Exceptional and/or Extraordinary items)	13.53	5.74	20.56
5.	Total Comprehensive Income for the period [Comprising Profit / (Loss) for the period (after tax) and Other Comprehensive Income (after tax)]	13.53	5.74	20.56
6.	Equity Share Capital	330.67	258.46	258.46
7.	Reserves (excluding Revaluation Reserve) as shown in the Audited Balance Sheet of the previous year	362.76	27.63	196.25
8.	Earnings Per Share (of Rs. /- each) (for continuing and discontinued operations)			
	1. Basic	0.41	0.22	0.80
	2. Diluted:	0.41	0.22	0.80
Notes : 1.The above results were reviewed by the Audit committee and approved by the Board of Directors at their meeting held on November 08, 2023. 2. The standalone financial results of the Company for the quarter and half year ended 30th September, 2023 have been unaudited by the Statutory Auditors. 3. The Statutory Auditors have carried out a "Limited Review" of the above financial results for the quarter/half ended 30th September, 2023. 4. Previous period/Year figures have been regrouped/reclassified to make them comparable with those of current period/year. 5. The results of the company are available on the company's website www.aviphotocem.in and on BSE website at www.bseindia.com. 6. The Company has Raised Rs. 2,23.89,130 by issuing 7,22,230 shares for Face Value of Rs.10/- and at a Premium of Rs.21/- 7. Previous period/Year figures have been regrouped/reclassified to make them comparable with those of current period/year.				
For AVI Products India Limited Place: Vasai Dated: 08-November 2023				
Sd/- Mr. Avinash Vora Managing Director (DIN: 02454059)				

PARNAX LAB LIMITED							
Registered Office: Gala No.114, Building No. 8, Jogani Industrial Complex, Chunabhatti, Mumbai - 400 022.							
Tel: 022-68252525, Fax: 24057708, Email: compliance@naxparlab.com, Website: www.naxparlab.com							
CIN: L36912MH1982PLC027925							
Extract Un-Audited Standalone and Consolidated Financial Results for the Quarter and Half Year Ended September 30, 2023							
(Rs. in Lacs)							
Particulars	Standalone			Consolidated			
	Current Quarter Ended	Corresponding Quarter Ended	Current Half Year Ended	Current Quarter Ended	Corresponding Quarter Ended	Current Half Year Ended	
	30.09.2023	30.09.2022	30.09.2023	30.09.2023	30.09.2022	30.09.2023	
Total Income from Operations (net)	79.02	(9.32)	87.96	234.05	311.01	632.12	
Net Profit/(Loss) from ordinary activities After Tax	59.68	(4.17)	66.33	187.18	210.34	520.06	
Net Profit/(Loss) For The Period After Tax (After Extraordinary items and Minority interest)	59.68	(4.17)	66.33	186.92	209.91	519.15	
Equity Share Capital	1148.56	1148.56	1148.56	1148.56	1148.56	1148.56	
Reserves (Excluding revaluation Reserve as per latest Balance sheet as on 31st March, 2023)	-	-	786.86	-	-	5066.85	
Earning Per Share (Before Extraordinary items) (of Rs.10/- each) (Basic and Diluted)	0.52	(0.04)	0.58	1.63	1.83	4.53	
Earning Per Share (After Extraordinary items) (of Rs.10/- each) (Basic and Diluted)	0.52	(0.04)	0.58	1.63	1.83	4.53	
The above is an extract of the detailed format of standalone and consolidated financial results for the quarter and half year ended on September 30, 2023, filed with the stock exchange under regulation 33 of SEBI (Listing Obligations and Disclosure Requirements) Regulations, 2015. The full format of standalone and consolidated financial results for the quarter and half year ended on September 30, 2023, are available on stock exchange website (www.bseindia.com) and on the Company's website (www.naxparlab.com).							
For Parnax Lab Limited Sd/- Prakash M Shah Director & CEO DIN: 00440980							
Place: Mumbai Date : 09-11-2023							

CHORDIA FOOD PRODUCTS LIMITED				
Regd. Off: Plot No. 399 & 400, Survey No. 398, Village Sangvi-Shirwal, Tal. Khandala, Dist. Satara - 412 801.				
Email Id: cs.cfp1@gmail.com Website: www.chordiafoods.com				
CIN: L15995PN1982PLC026173 Contact no: 9130076856				
EXTRACT OF UNAUDITED FINANCIAL RESULTS FOR THE QUARTER AND HALF YEAR ENDED 30 TH SEPTEMBER 2023				
Sr No.	Particulars	Quarter ended on 30-09-2023	Half Year Ended 30-09-2023	Corresponding quarter ended 30-09-2022
		(Unaudited)	(Unaudited)	(Unaudited)
1	Revenue from operations	85.20	166.26	77.82
2	Net Profit / (Loss) for the period (before tax, exceptional and/or extraordinary item)	30.95	54.35	13.18
3	Net Profit / (Loss) for the period before tax (after exceptional and/ or Extraordinary items)	30.95	54.35	13.18
4	Net Profit / (Loss) for the period after tax (after exceptional and/ or Extraordinary items)	23.02	39.80	8.30
5	Total comprehensive income for the period [(comprising profit / loss for the period (after tax) and other comprehensive income (after tax)]	23.02	39.80	8.30
6	Equity Share Capital	403.00	403.00	403.00
7	Reserves (excluding Revaluation Reserve as shown in the Audited Balance Sheet of previous year)	-	970.95	-
8	Earnings Per Share (of Rs. 10/- each) (for continued / discontinued operations) Basic / diluted (Rs.)	0.57	0.99	0.21
9	Earnings Per Share (of Rs. 10/- each) (for continued / discontinued operations) Basic / diluted (Rs.)	0.57	0.99	0.21
Note: 1)The above is an extract of the detailed format of the Unaudited Financial Results of M/s Chordia Food Products Limited for the quarter and half year ended 30th September 2023 filed with BSE Ltd under Regulation 33 of the SEBI (Listing Obligations and Disclosure Requirements) Regulations 2015. The full format of the same are available on the website of BSE Ltd at www.bseindia.com and at Company's website at www.chordiafoods.com. 2) For detailed notes refer full financial results available on website				
For Chordia Food Products Ltd. Sd/- Pradeep Chordia Chairman & Managing Director DIN: 00389681				
Place : Pune Date : 9th November, 2023				

EPIC ENERGY LIMITED				
Regd Office: Office No. 2, "Sai Pooja Apartment, Plot No. 374, Sector 19C, Kopar Khairane, Navi Mumbai-400709 Maharashtra Email: info@epicenergy.biz, Tel.: +91-22- 8419988262 CIN: L67120MH1991PLC063103				
EXTRACT OF UNAUDITED FINANCIAL RESULTS FOR THE QUARTER & HALF YEAR ENDED 30 TH SEPTEMBER, 2023				
(₹ In Lakhs)				
Particulars	Quarter Ended	Half Year Ended	Quarter Ended	
	30.09.2023	30.09.2023	30.09.2022	
	(Unaudited)	(Unaudited)	(Unaudited)	
(1) Total Income from operations (net)	50.63	109.08	16.56	
(2) Net Profit (+)/ Loss (-) for the period (before tax, Exceptional and /or Extraordinary items)	0.95	8.53	(13.47)	
(3) Net Profit (+)/ Loss (-) for the period before tax (after Exceptional and /or Extraordinary items)	0.95	8.53	(13.47)	
(4) Net Profit (+)/ Loss (-) for the period after tax (after Exceptional and /or Extraordinary items)	1.91	10.43	(12.35)	
(5) Total Comprehensive Income for the period [comprising Profit/(Loss) for the period (after tax) and Other Comprehensive Income (after tax)]	1.91	10.43	(12.35)	
(6) Equity Share capital	721.15	721.15	721.15	
(7) Earnings Per equity Share (of ₹ 10 each) (for continuing and discontinued operations)				
(i) Basic	0.03	0.14	(0.17)	
(ii) Diluted	0.03	0.14	(0.17)	
Note: (1) The above is an extract of the detailed format of Unaudited Financial Results for the quarter and half year ended September 30, 2023 filed with the Stock Exchanges under Regulation 33 of the SEBI (Listing obligations and Disclosure Requirements) Regulations, 2015. (2) The full format are available on the website of the Bombay Stock Exchange i.e. www.bseindia.com and on the Company's website i.e. www.epicenergy.in				
for EPIC ENERGY LIMITED				
Sd/- Navi Mumbai 09.11.2023 Bharat Mehta Director				

HIND ALUMINIUM INDUSTRIES LTD.												
(CIN: L28920MH1987PLC043472)												
Regd. Office : B-1, Tulsi Vihar, Dr. A. B. Road, Worli Naka, Mumbai - 400 018.												
Telephone: 022-40457100 Fax: 022-24936888;												
E-mail: hind@associatedgroup.com; Website: www.associatedgroup.com/hail/investors.htm												
EXTRACT OF UNAUDITED FINANCIAL RESULTS FOR THE QUARTER / HALF YEAR ENDED 30TH SEPTEMBER, 2023												
Particulars	Standalone						Consolidated					
	Quarter Ended			Half Year Ended			Quarter Ended			Half Year Ended		
	30.09.2023	30.06.2023	30.09.2022	30.09.2023	30.09.2022	31.03.2023	30.09.2023	30.06.2023	30.09.2022	30.09.2023	30.09.2022	31.03.2023
	Unaudited	Unaudited	Unaudited	Unaudited	Unaudited	Audited	Unaudited	Unaudited	Unaudited	Unaudited	Unaudited	Audited
1 Revenue from Operation	0.48	0.38	0.80	0.86	1.80	2.38	0.48	0.38	1.41	0.86	3.26	3.10
2 Net Profit/(Loss) from the period (before Tax, Exceptional and/or Extraordinary items)	(3.23)	4.30	3.00	1.07	6.82	(4.93)	(0.28)	6.88	5.19	6.60	10.33	4.73
3 Net Profit/(Loss) from the period before Tax (after Exceptional and/or Extraordinary items)	(3.23)	4.30	3.00	1.07	6.82	(4.93)	(0.28)	6.88	5.19	6.60	10.33	4.73
4 Net Profit/(Loss) from the period after Tax (after Exceptional and/or Extraordinary items)	0.99	2.95	2.01	3.94	4.62	(5.04)	3.94	5.53	4.20	9.47	8.13	5.20
5 Total Comprehensive Income for the period [Comprising Profit/(Loss) for the period (after tax) and Other Comprehensive Income (after tax)]	1.00	2.96	2.03	3.96	4.61	(5.03)	3.95	5.54	4.22	9.49	8.12	5.21
6 Equity Share Capital	6.30	6.30	6.30	6.30	6.30	6.30	6.30	6.30	6.30	6.30	6.30	6.30
7 Other Equity						51.31						59.28
8 Earning Per Share (EPS) (before extraordinary items) (of ₹10/- each)												
Basic:	1.57	4.68	3.19	6.25	7.33	(8.01)	6.25	8.78	6.67	15.03	12.90	8.25
Diluted:	1.57	4.68	3.19	6.25	7.33	(8.01)	6.25	8.78	6.67	15.03	12.90	8.25
Notes: The above is an extract of the detailed Unaudited Standalone and Consolidated financial results for the quarter/half year ended September 30, 2023 filed with BSE Limited under Regulation 33 of SEBI (Listing Obligations and Disclosure Requirement) regulations, 2015. The full format of the Unaudited Standalone and Consolidated financial results for the quarter/half year ended September 30, 2023 are available on the Stock Exchange website www.bseindia.com and on the Company's website www.associatedgroup.com.												
For Hind Aluminium Industries Limited (Shailesh Daga) Managing Director DIN : 00074225												
Place : Mumbai Date : November 10, 2023												



FOODS AND INNS LIMITED

CIN: L55200MH1967PLC013837

Regd. Office: Udyog Bhavan, 2nd Floor, 29 Walchand Hirachand Marg, Ballard Estate, Mumbai - 400 038.

Phone No.: +91-22-22613102; E-mail: writetous@foodsandinns.com; Website: www.foodsandinns.com

EXTRACT OF UNAUDITED STANDALONE AND CONSOLIDATED FINANCIAL RESULTS FOR THE QUARTER AND HALF YEAR ENDED SEPTEMBER 30, 2023

(₹ in Lakhs except EPS)

Sr. No.	Particulars	Standalone						Consolidated					
		Quarter ended			Half Year ended			Quarter ended			Half Year ended		
		30-Sep-23	30-Jun-23	30-Sep-22	30-Sep-23	30-Sep-22	31-Mar-2023	30-Sep-23	30-Jun-23	30-Sep-22	30-Sep-23	30-Sep-22	31-Mar-2023
		Unaudited	Unaudited	Unaudited	Unaudited	Unaudited	Audited	Unaudited	Unaudited	Unaudited	Unaudited	Unaudited	Audited
1	Total Income From Operations (Net)	23,088.74	28,553.49	24,152.24	51,642.23	45,684.04	98,404.61	23,689.42	29,053.46	24,553.91	52,742.88	46,654.02	1,00,151.62
2	Net Profit/(Loss) from Ordinary Activites before tax	1,869.53	2,036.73	1,831.49	3,906.26	2,717.79	5,894.13	1,883.22	2,036.69	1,858.21	3,919.91	2,763.60	5,983.58
3	Net Profit/(Loss) for the period after tax (after Extraordinary items)	1,344.71	1,438.63	1,388.99	2,783.34	2,104.37	4,723.72	1,344.83	1,433.68	1,374.73	2,778.51	2,077.16	4,740.96
4	Equity Share Capital (Face value of ₹ 1/- each)	535.97	535.97	503.38	535.97	503.38	509.38	535.97	535.97	503.38	535.97	503.38	509.38
5	Earning per share (Face value of ₹ 1/- each)												
	Basic	2.51	2.77	2.76	5.28	4.18	9.27	2.51	2.76	2.73	5.27	4.13	9.31
	Diluted	2.07	2.31	2.72	4.35	4.12	8.41	2.07	2.30	2.69	4.34	4.07	8.33

Notes:

- The above is an extract of the detailed format of Quarter and Half year ended September 30, 2023 , Results were filed with Stock Exchange under Regulation 33 of SEBI (Listing Obligation and Disclosure Requirements) Regulations 2015. The full format of the Quarterly / Year ended Financial results are available on stock exchange websites (www.bseindia.com), (www.nseindia.com) and on Company's website (www.foodsandinns.com)
- The above results have been reviewed by the Audit Committee and approved by the Board of Directors at its meeting held on November 9, 2023.

By order of the Board
For **FOODS AND INNS LIMITED**
Milan Dalal
Managing Director
DIN:0062453

Place : Mumbai
Date : November 9, 2023